



106-143  
**PART 9**

- HOSPITAL BES
- OPERATION TABLES/COUCH
- STRETCHERS
- TROLLEYS
- HOSPITAL FURNITURES
- AND MEDICAL CARE PRODUCTS
- ANESTHESIA MACHINE / DIAGNOSTIC ULTRASOUND SYSTEM
- / HAEMODIALYSISMACHINE
- DEFIBRILLATOR MONITOR / BREATHING MACHINE



**Code:**  
TC-HB01K

**Product Name:**  
Five Functions Electric Hospital Bed(ICU BED)

**Specification**  
Size: L2150\*W1050\*H460-750mm  
Detachable ABS head/foot board,  
Collapsible ABS guardrails ,  
Control button for outside of side rails,  
Integrated stamping frame and mattress base are  
made of steel epoxy with ABS soft joint ,  
I.V.Rod & Drainage hook ,Center control lock



**Code:**  
TC-HB02K

**Product Name:**  
Five Functions Electric Hospital Bed(ICU BED)

**Specification**  
Size: L2150\*W1050\*H460-750mm  
Detachable ABS head/foot board,  
Collapsible ABS guardrails ,  
Control button for outside of side rails and foot board,  
Control button for inside of side rail,  
Integrated stamping frame and mattress base are  
made of steel epoxy ,I.V.Rod & Drainage hook



**Code:**  
TC-HB001

**Product Name:**  
Five Functions Electric Hospital Bed(ICU BED)

**Specification**  
Size: L2150\*W1050\*H460-750mm  
Detachable ABS head/foot board,  
Collapsible ABS guardrails ,  
Integrated stamping frame and mattress base are  
made of steel epoxy,  
I.V.Rod & Drainage hook



**Code:**  
TC-HB002

**Product Name:**  
Five Functions Electric Hospital Bed(ICU BED)

**Specification**  
Size: L2150\*W950\*H430-720mm  
Detachable ABS head/foot board,  
Collapsible aluminium guardrails,  
Mattress base made of ABS Plastic ,  
I.V.Rod & Drainage hook





**Code:**  
TC-HB003

**Product Name:**  
Three Functions Electric Hospital Bed(ICU BED)

**Specification**  
Size: L2150\*W1050\*H460-750mm  
Detachable ABS head/foot board,  
Collapsible ABS guardrails,  
Integrated stamping frame made of steel epoxy,  
Mattress base made of ABS Plastic with soft joint,  
I.V.Rod & Drainage hook ,Center control lock



**Code:**  
TC-HB004

**Product Name:**  
Three Functions Electric Hospital Bed(ICU BED)

**Specification**  
Size: L2150\*W1050\*H460-750mm  
Detachable ABS head/foot board,  
Collapsible ABS guardrails,  
Integrated stamping frame and mattress base are  
made of steel epoxy,I.V.Rod & Drainage hook,  
Center control lock.



**Code:**  
TC-HB007

**Product Name:**  
Three Functions Electric Hospital Bed

**Specification**  
Size: L2150\*W1050\*H460-720mm  
Detachable ABS head/foot board,  
collapsible ABS guardrails,  
Integrated stamping frame and mattress base are  
made of steel epoxy,I.V.Rod & Drainage hook ,  
5"Castor with brakes



**Code:**  
TC-HB010

**Product Name:**  
Three Functions Electric Hospital Bed

**Specification**  
Size: L2150\*W950\*H350-690mm  
Detachable ABS head/foot board,  
Collapsible aluminium guardrails,  
Integrated stamping frame and mattress base are  
made of steel epoxy,I.V.Rod & Drainage hook,  
5"Castor with brakes



**Code:**  
TC-HB005

**Product Name:**  
Three Functions Electric Hospital Bed

**Specification**  
Size: L2150\*W950\*H350-690mm  
Detachable ABS head/foot board,  
Collapsible aluminium guardrails,  
Integrated stamping frame and mattress base are  
made of steel epoxy,I.V.Rod & Drainage hook,  
5"Castor with brakes



**Code:**  
TC-HB006

**Product Name:**  
Three Functions Electric Hospital Bed

**Specification**  
Size: L2150\*W950\*H350-690mm  
Detachable ABS head/foot board,  
Collapsible aluminium guardrails,  
Integrated stamping frame and mattress base are  
made of steel epoxy,I.V.Rod & Drainage hook,  
5"Castor with brakes



**Code:**  
TC-HB013

**Product Name:**  
Three Functions Electric Hospital Bed

**Specification**  
Size: L2150\*W950\*H380-650mm  
Detachable ABS head/foot board,  
Collapsible aluminium guardrails,  
Integrated stamping frame and mattress base are  
made of steel epoxy,I.V.Rod & Drainage hook,  
5"Castor with brakes



**Code:**  
TC-HB014

**Product Name:**  
Two Functions Electric Hospital Bed

**Specification**  
Size: L2150\*W950\*H500mm  
Detachable ABS head/foot board,  
Collapsible aluminium guardrails,  
Integrated stamping frame and mattress base are  
made of steel epoxy,I.V.Rod & Drainage hook,  
5"Castor with brakes





**Code:**  
TC-HB015  
**Product Name:**  
Two Functions Electric Hospital Bed

**Specification**  
Size: L2150\*W950\*H500mm  
Detachable ABS head/foot board,  
Collapsible ABS guardrails,  
Integrated stamping frame and mattress base are made of steel epoxy, I.V.Rod & Drainage hook, 5"Castor with brakes



**Code:**  
TC-HB016  
**Product Name:**  
Single Function Electric Hospital Bed

**Specification**  
Size: L2150\*W950\*H500mm  
Detachable ABS head/foot board,  
Collapsible aluminium guardrails,  
Integrated stamping frame and mattress base are made of steel epoxy, I.V.Rod & Drainage hook, 5"Castor with brakes



**Code:**  
TC-HB102  
**Product Name:**  
Three Functions Manual Hospital Bed

**Specification**  
Size: L2150\*W1050\*H460-750mm  
Detachable ABS head/foot board,  
Collapsible ABS side rails,  
Integrated stamping frame and mattress base are made of steel epoxy with ABS soft joint, I.V.Rod & Drainage hook, Center control lock



**Code:**  
TC-HB104  
**Product Name:**  
Three Functions Manual Hospital Bed

**Specification**  
L2150\*W1050\*H460-750mm  
Specification: Detachable ABS head/foot board,  
Collapsible ABS guardrails,  
Integrated stamping frame and mattress base are made of steel epoxy, I.V.Rod & Drainage hook, 5"Castor with brakes



**Code:**  
TC-HB017  
**Product Name:**  
Two Functions Electric Hospital Bed

**Specification**  
Size: L2030\*W1050\*H400mm  
Material: Powder Coating Foldable Steel Frame  
Electric two functions metal net panel  
Fixed Guardrail



**Code:**  
TC-HB101  
**Product Name:**  
Three Functions Manual Hospital Bed

**Specification**  
Size: L2150\*W950\*H350-690mm  
Detachable ABS head/foot board,  
Collapsible side rails by aluminium,  
Integrated stamping frame and mattress base are made of steel epoxy, I.V.Rod & Drainage hook, 5"Castor with brakes



**Code:**  
TC-HB105  
**Product Name:**  
Three Functions Manual Hospital Bed

**Specification**  
Size: L2150\*W1050\*H460-750mm  
Detachable ABS head/foot board,  
Collapsible ABS side rails,  
Integrated stamping frame and mattress base are made of steel epoxy, I.V.Rod & Drainage hook, Center control lock



**Code:**  
TC-HB106  
**Product Name:**  
Three Functions Manual Hospital Bed

**Specification**  
Size: L2150\*W1050\*H400-720mm  
Detachable ABS head/foot board,  
Collapsible side rails by aluminium,  
Integrated stamping frame and mattress base are made of steel epoxy, I.V.Rod & Drainage hook, Center control lock





**Code:**  
TC-HB107  
**Product Name:**  
Three Functions Manual Hospital Bed

**Specification**  
Size: L2150\*W950\*H380-720mm  
Detachable ABS head/foot board,  
Collapsible side rails by aluminium with diner table,  
Integrated stamping frame and mattress base are  
made of steel epoxy, I.V. Rod & Drainage hook,  
5" Castor with brakes



**Code:**  
TC-HB108  
**Product Name:**  
Two Functions Manual Hospital Bed

**Specification**  
Size: L2150\*W950\*H500mm  
Detachable ABS head/foot board,  
Collapsible side rails by aluminium,  
Integrated stamping frame and mattress base are  
made of steel epoxy, I.V. Rod & Drainage hook,  
5" Castor with two brakes



**Code:**  
TC-HB111  
**Product Name:**  
Two Functions Manual Hospital Bed

**Specification**  
Size: L2150\*W950\*H500mm  
Detachable ABS head/foot board,  
Collapsible ABS side rails,  
Integrated stamping frame and mattress base are  
made of steel epoxy, I.V. Rod & Drainage hook,  
Center control lock



**Code:**  
TC-HB112  
**Product Name:**  
Two Functions Manual Hospital Bed

**Specification**  
Size: L2050\*W930\*H530mm  
Material: Stainless Steel Frame, Stainless Steel Head  
And End Bed-board  
Detachable Guardrails' Double Handle Knobs



**Code:**  
TC-HB109  
**Product Name:**  
Two Functions Manual Hospital Bed

**Specification**  
Size: L2150\*W950\*H500mm  
Detachable ABS head/foot board,  
Collapsible side rails by aluminium,  
Integrated stamping frame and mattress base are  
made of steel epoxy, I.V. Rod & Drainage hook,  
5" Castor with two brakes



**Code:**  
TC-HB110  
**Product Name:**  
Two Functions Manual Hospital Bed

**Specification**  
Size: L2150\*W950\*H500mm  
Detachable ABS head/foot board,  
Collapsible side rails by aluminium,  
Integrated stamping frame and mattress base are  
made of steel epoxy, I.V. Rod & Drainage hook,  
Center control lock



**Code:**  
TC-HB114  
**Product Name:**  
Two Functions Manual Hospital Bed

**Specification**  
Size: L2150\*W950\*H500mm  
Detachable ABS head/foot board,  
Integrated stamping frame and mattress base are  
made of steel epoxy, I.V. Rod & Drainage hook,  
5" Castor with two brakes



**Code:**  
TC-HB115  
**Product Name:**  
Two Functions Manual Hospital Bed

**Specification**  
Size: L2150\*W950\*H550mm  
Detachable ABS head/foot board,  
Collapsible aluminium side rails with diner table,  
Integrated stamping frame and mattress base are  
made of steel epoxy, I.V. Rod & Drainage hook





**Code:**  
TC-HB116  
**Product Name:**  
Two Functions Manual Hospital Bed

**Specification**  
Size: L2150\*W1050\*H500mm  
Detachable ABS head/foot board,  
Collapsible side rails by ABS Plastic,  
Integrated stamping frame and mattress base are made of steel epoxy, I.V.Rod & Drainage hook, 5" Castor with brakes



**Code:**  
TC-HB117  
**Product Name:**  
Two Functions Manual Hospital Bed

**Specification**  
Size: L2150\*W950\*H550mm  
Detachable ABS head/foot board,  
Collapsible side rails by aluminium,  
Integrated stamping frame and mattress base are made of steel epoxy, I.V.Rod & Drainage hook



**Code:**  
TC-HB121  
**Product Name:**  
Single Functions Manual Hospital Bed

**Specification**  
Size: L2150\*W950\*H550mm  
Detachable ABS head/foot board,  
Collapsible side rails by aluminium,  
Integrated stamping frame and mattress base are made of steel epoxy, I.V.Rod & Drainage hook



**Code:**  
TC-HB122  
**Product Name:**  
Ordinary flat bed

**Specification**  
Size: L2150\*W950\*H550mm  
Detachable ABS head/foot board,  
Integrated stamping frame and mattress base are made of steel epoxy, I.V.Rod & Drainage hook



**Code:**  
TC-HB118  
**Product Name:**  
Single Functions Manual Hospital Bed

**Specification**  
Size: L2150\*W950\*H500mm  
Detachable ABS head/foot board,  
Collapsible side rails by aluminium,  
Integrated stamping frame and mattress base are made of steel epoxy, I.V.Rod & Drainage hook, 5" Castor with two brakes



**Code:**  
TC-HB119  
**Product Name:**  
Single Functions Manual Hospital Bed

**Specification**  
Size: L2150\*W950\*H550mm  
Detachable ABS head/foot board,  
Integrated stamping frame and mattress base are made of steel epoxy, I.V.Rod & Drainage hook



**Code:**  
TC-HB123  
**Product Name:**  
Ordinary flat bed

**Specification**  
Size: L2150\*W900\*H550mm  
Detachable head/foot board by steel frame, Integrated stamping frame and mattress base are made of steel epoxy, I.V.Rod & Drainage hook



**Code:**  
TC-HB124  
**Product Name:**  
Shower Bed

**Specification**  
Size(LxWxH):950\*900\*460-750mm  
1) Electric Motor with back-up battery  
2) Material: Stainless Steel  
3) Integrated Stamping Frame  
4) 3" Castor with brakes



**Code:**  
TC-HB125  
**Product Name:**  
Quadruple Crank Orthopaedic Traction Bed  
**Specification**  
Size: L2150\*W950\*H500mm  
**Specification:**Aluminum alloy head/foot board, portal frame, painted batten bed surface, aluminum alloy 4 guardrail, 5inch wheels.



**Code:**  
TC-HB126  
**Product Name:**  
Triple Crank Orthopaedic Traction Bed with double arm  
**Specification**  
Size: L2150\*W950\*H500mm  
Aluminum alloy head board, Stainless steel foot board, powder coated steel bed frame, punching bed surface, aluminum alloy 4 guardrail, 5inch wheels.



**Code:**  
TC-HB127  
**Product Name:**  
Portal Style Orthopaedic Traction Bed With Quadruple Crank  
**Specification**  
Size: L2150\*W950\*H500mm  
Aluminum alloy head/foot board, portal frame, traction shelf, powder coated steel bed frame, punching bed surface, aluminum alloy 4 guardrail, 5inch wheels.



**Code:**  
TC-HB128  
**Product Name:**  
Powder Coated Children Single Crank Bed  
**Specification**  
Size: L1850\*W750\*H550mm



**Code:**  
TC-HB130  
**Product Name:**  
Plastic Bassinet  
**Specification**  
Size: L1080\*W420\*H780/980mm



**Code:**  
TC-HB131  
**Product Name:**  
Stainless Steel baby bed  
**Specification**  
Size: L730\*W410\*H610mm



**Code:**  
TC-HB132  
**Product Name:**  
Stainless Steel Bassinet  
**Specification**  
Size: L820\*W460\*H750/1000mm



**Code:**  
TC-HB133  
**Product Name:**  
Powder Coated Steel Bassinet  
**Specification**  
Size: L1080\*W420\*H950mm



**Code:**  
TC-EC01  
**Product Name:**  
Examination Couch  
**Specification**  
Size: L1900\*W650\*H710mm



**Code:**  
TC-EC02  
**Product Name:**  
Examination Couch  
**Specification**  
Size: L1900\*W600\*H500mm



**Code:**  
TC-EC03  
**Product Name:**  
Examination Couch  
**Specification**  
Size: L1900\*W650\*H710mm  
The Back-rest lifting angle is 0-75°.



**Code:**  
TC-EC04  
**Product Name:**  
Examination Couch  
**Specification**  
Size: L1900\*W600\*H680mm  
The back-rest lifting angle is 0-750



**Code:**  
TC-EC05  
**Product Name:**  
Electric Examination Table  
**Specification**  
Size: L1900\*W550\*H400-800mm  
The height adjustable from 400 to 800mm by electric motor



**Code:**  
TC-EC06

**Product Name:**  
Electric Examination Table

**Specification**  
Size: L1900\*W550\*H400-800mm  
The Back-rest lifting angle is 0-75° by Gas Spring;  
The height adjustable from 400 to 800mm by electric motor



**Code:**  
TC-EC07

**Product Name:**  
Electric Examination Table

**Specification**  
Size: L1900\*W550\*H600/800mm  
The Back-rest lifting angle is 0-75° by Gas Spring;  
The height adjustable from 400 to 800mm by electric motor;  
The Knee-rest lifting angle is 0-45° by Gas Spring



**Code:**  
TC-EC08

**Product Name:**  
Gynecological Examination Table

**Specification**  
Size: L1820\*W500\*H800  
Material: Powder Coated steel.  
The first function is head rise-and-down(0-75°)  
The second function is foot flat-and-down(0-25°)



**Code:**  
TC-EC09

**Product Name:**  
Gynecological Examination Table

**Specification**  
Size: L1800\*W550\*H800  
Material: Full stainless steel.  
The first function is head rise-and-down(0-75°)  
The second function is foot flat-and-down(0-35°)



**Code:**  
TC-OT001

**Product Name:**  
Head Control Multi-Functional Operating Table

**Specification:**  
Size(LxWxH): 2040\*480\*800~1040mm



**Code:**  
TC-OT002

**Product Name:**  
Ordinary Operation Table

**Specification:**  
1) Length and width for tabletop: 2000\*480mm  
2) Height adjustment range: 250-800mm  
3) Leg section lowered from the horizontal  $\geq 90^\circ$   
4) Back rest: Up  $\geq 90^\circ$  Down  $\geq 20^\circ$   
5) Kidney bridge elevation  $\geq 120$ mm  
6) Head section raised from the horizontal  $\geq 45^\circ$   
7) Head section lowered from the horizontal  $\geq 90^\circ$



**Code:**  
TC-OT003

**Product Name:**  
Electric Operation Table For Obstetrics

**Specification:**  
1) Length and width for tabletop: 1850\*600mm  
2) Height adjustment range: 650-895mm  
3) width of back rest: 600\*800mm  
4) width of seat place: 600\*400mm  
5) width of leg: 540\*500mm  
6) Back rest: Up  $\geq 75^\circ$  Down  $\geq 6^\circ$   
7) Forward  $> 10^\circ$  & Backward  $> 25^\circ$



**Code:**  
TC-OT004

**Product Name:**  
Electric Multi-Function Operation Table

**Specification:**  
1) Length and width for tabletop: 1960\*480mm  
2) Height adjustment range: 690-930mm  
3) Forward  $\geq 25^\circ$  backward  $\geq 20^\circ$   
4) Left  $\geq 18^\circ$  Right  $\geq 18^\circ$   
5) Back rest: Up  $\geq 75^\circ$  Down  $\geq 10^\circ$   
6) Kidney bridge elevation  $\geq 80$ mm  
7) Head section raised from the horizontal  $\geq 45^\circ$  (detachable)  
8) Head section lowered from the horizontal  $\geq 50^\circ$  (detachable)



**Code:**  
TC-OT005

**Product Name:**  
Electric Operation Table

- Specification:**
- 1)Adjustable height:700~950mm
  - 2)Size of top:L2050mm\*W480mm
  - 3)Forward  $\geq 25^\circ$  backward  $\geq 25^\circ$
  - 4)Left  $\geq 20^\circ$  Right  $\geq 20^\circ$
  - 5)Kidney bridge elevation  $\geq 120$ mm
  - 6)Back section raised from the horizontal  $\geq 80^\circ$
  - 7)Back section lowered from the horizontal  $\geq 15^\circ$
  - 8)Head section raised from the horizontal  $\geq 80^\circ$  (detachable)
  - 9)Head section lowered from the horizontal  $\geq 80^\circ$  (detachable)



**Code:**  
TC-OT006

**Product Name:**  
Universal Obstetric Table

- Specification:**
- Length and width of table top:190/500mm  
 Lowest height of table top:750mm  
 Back rest adjustment: up  $\geq 45^\circ$  down  $\geq 7^\circ$   
 Seat rest adjustment: up  $\geq 25^\circ$  down  $\geq 8^\circ$   
 Leg rest adjustment: up  $\geq 25^\circ$  down  $\geq 25^\circ$



**Code:**  
TC-OT007

**Product Name:**  
Universal Operation Table For Gynaecology And Obstetrics

- Specification:**
- 1)Length of bed:1950mm(including auxiliary platform length 600mm);
  - 2)Width of bed:950mm(including the arm width 300mm);
  - 3)Minimum height of bed:700mm;
  - 4)The maximum height of bed:950mm;
  - 5)The angle of front and back: forward  $25^\circ$ , backward  $10^\circ$ ;
  - 6)Back to the point: $70^\circ$



**Code:**  
TC-DT330

**Product Name:**  
Dental Therapy Chair

- Standard configuration:**
- Rotating Glass Spittoon 1set
  - Auto Spittoon Flush And Cup Filler Control System 1set
  - Assistant Control System 1set
  - 24V DC Motor Chair 1set
  - 3 Ways Syringe 1set
  - Operation Light 1set
  - X-ray Viewer 1set
  - Saliva Ejector With High And Low Suction 1set
  - Water Tank 1set
  - Operation Stool (I) 1set

**Specification:**  
 Voltage/Power:220V/50Hz  
 Motor Voltage: 24V  
 Air Pressure: 0.5Mpa-0.8Mpa  
 Color For Choice:Blue, Orange, Green etc  
 Optional:Water Cleaner,Light Curing Machine,Dental Air Compressor



**Code:**  
TC-DT208B

**Product Name:**  
Dental Therapy Chair

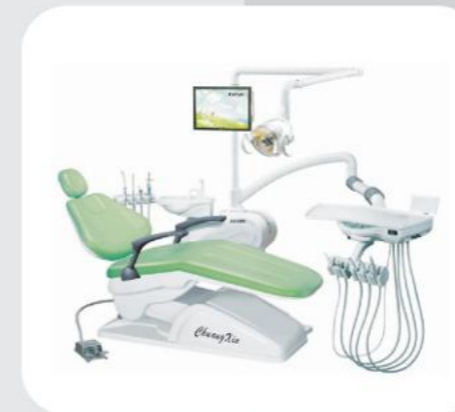
- Standard configuration:**
- Rotating Ceramic Spittoon 1set
  - Auto Spittoon Flush And Cup Filler Control System 1set
  - Assistant Control System 1set
  - 24V DC Motor Chair 1set
  - 3 Ways Syringe 1set
  - Operation Light 1set
  - X-ray Viewer 1set
  - Saliva Ejector With High And Low Suction 1set
  - Glass Plate 1set
  - Water Tank 1set
  - Operation Stool (I) 1set
  - With High /Low Speed Hand Piece 1set
- Specification:**  
 Voltage/Power:220V/50Hz  
 Motor Voltage: 24V  
 Air Pressure: 0.5Mpa-0.8Mpa  
 Air Pressure: 0.5Mpa-0.8Mpa  
 Optional:Water Cleaner,Light Curing Machine,Dental Air Compressor



**Code:**  
TC-DT326

**Product Name:**  
Dental Therapy Chair

- Standard configuration:**
- Ceramic Spittoon 1set
  - Hot water System 1set
  - Outlay Net Bottle 1set
  - 3 Ways Syringe 1set
  - Operation Light 1set
  - X-ray Viewer 1set
  - Saliva Ejector With High And Low Suction 1set
  - Operation Stool (I) 1set
  - High Speed Hand Piece 1set
  - Low Speed Hand Piece 2set
  - Assistant Control System 1set
- Specification:**  
 Voltage/Power:220V/50Hz  
 Motor Voltage: 24V  
 Air Pressure: 0.5Mpa-0.8Mpa  
 Color For Choice:Blue, Orange, Green Etc



**Code:**  
TC-DT2305

**Product Name:**  
Dental Therapy Chair

- Standard configuration:**
- Rotating Ceramic Spittoon 1set
  - Hot water System 1set
  - Purified Water&Running Water System 1set
  - Cup &Spittoon Water System 1set
  - 3 Ways Syringe 1set
  - Operation Light 1set
  - X-ray Viewer 1set
  - Saliva Ejector With High And Low Suction 1set
  - Operation Stool (I) 1set
  - High Speed Hand Piece 2set
  - Low Speed Hand Piece 1set
- Specification:**  
 Voltage/Power:220V/50Hz  
 Motor Voltage: 24V  
 Air Pressure: 0.5Mpa-0.8Mpa  
 Color For Choice:Blue, Orange, Green Etc



**CODE:**  
TC9001  
**Product Name:**  
Two Folding Aluminum Alloy Stretcher  
**Specification:**  
Product size(LxWxH):1850x500x30mm  
Folded size(LxWxH):925x500x70mm  
Packing size(1pc):96x54x16cm  
G.W.:5.1KGS  
Load bearing :≤159kgs



**CODE:**  
TC9002  
**Product Name:**  
Two Folding Aluminum Alloy Stretcher  
**Specification:**  
Product size(LxWxH):1850x500x20mm  
Folded size(LxWxH):920x500x90mm  
Packing size(1pc):96x54x16cm  
G.W.:7KGS  
Load bearing :≤159kgs



**CODE:**  
TC9003  
**Product Name:**  
Two Folding Aluminum Alloy Stretcher  
**Specification:**  
Product size(LxWxH):1850x500x24mm  
Folded size(LxWxH):920x500x110mm  
Packing size(1pc):96x54x12cm  
G.W.:7KGS  
Load bearing :≤159kgs



**CODE:**  
TC9004  
**Product Name:**  
Telescopic Folding Stretcher(two parts)  
**Specification:**  
Product size(LxWxH):2080x545x130mm  
Folded size(LxWxH):1040x90x170mm  
Packing size(2pc):108x18x18.5cm  
G.W.:4.7KGS  
Load bearing :≤159kgs



**CODE:**  
TC9005  
**Product Name:**  
Telescopic Folding Stretcher(four parts)  
**Specification:**  
Product size(LxWxH):2140x545x120mm  
Folded size(LxWxH):210x140x580mm  
Packing size(1pc):30x17x67cm  
G.W.:6.6KGS  
Load bearing :≤159kgs



**CODE:**  
TC9006  
**Product Name:**  
Aluminum Folding Stretcher(four parts)  
**Specification:**  
Product size(LxWxH):1850x510x210mm  
Folded size(LxWxH):500x510x160mm  
Packing size(1pc):56x54x20cm  
G.W.:7KGS  
Load bearing :≤159kgs



**CODE:**  
TC9007  
**Product Name:**  
Telescopic Folding Stretcher(Four parts)  
**Specification:**  
Product size(LxWxH):2140x545x120mm  
Folded size(LxWxH):260x170x550mm  
Packing size(1pc):30x17x67cm  
G.W.:6.6KGS  
Load bearing:≤159kgs



**CODE:**  
TC9008  
**Product Name:**  
Aluminum Alloy Stair Stretcher  
**Specification:**  
Product size(LxWxH):900x510x910mm  
Folded size(LxWxH):900x170x590mm  
Packing size(1pc):96x17x64cm  
G.W.:11.7KGS  
Load bearing:≤159kgs



**CODE:**  
TC9009  
**Product Name:**  
Aluminum Alloy Stair Stretcher  
**Specification:**  
Product size(LxWxH):900x510x910mm  
Folded size(LxWxH):900x170x590mm  
Packing size(1pc):96x17x70cm  
G.W.:9.5KGS  
Load bearing:≤159kgs



**CODE:**  
TC9010  
**Product Name:**  
Aluminum Alloy Stretcher For Ambulance  
**Specification:**  
Product size(LxWxH):1900x550x500mm  
Packing size(1pc):195x64x34cm  
Max Angle of the back:60°  
Distance between front and rear wheel:132mm  
G.W.:31.5KGS  
Load bearing:≤159kgs



**CODE:**  
TC9011  
**Product Name:**  
Aluminum Alloy Stretcher For Ambulance  
**Specification:**  
Product size(LxWxH):1900x550x500mm  
Packing size(1pc):195x64x34cm  
Max Angle of the back:60°  
Distance between front and rear wheel:132mm  
G.W.:35KGS  
Load bearing:≤159kgs



**CODE:**  
TC9012  
**Product Name:**  
Aluminum Alloy Stretcher For Ambulance  
**Specification:**  
Maximum bit size (L×W×H):190×55×88cm  
\*Minimum bit size (L×W×H):190×55×72cm  
\*Packing Size(1pc/carton):195×62×42cm  
G.W.:40.5kg  
Load bearing:≤159kgs



**CODE:**  
TC9013  
**Product Name:**  
Aluminum Alloy Stretcher For Ambulance  
**Specification:**  
Product Size:(L\*W\*H) :  
High position:1900\*550\*920 mm  
Low position:1900\*550\*260 mm  
Maximum Angle of the Back:60°  
Packing Size:1950\*620\*280mm  
G.W.:43kg, Load Bearing:≤159kg



**CODE:**  
TC9014  
**Product Name:**  
Aluminum Alloy Stretcher For Ambulance  
**Specification:**  
Product Size:(L\*W\*H):  
High position:1900\*550\*920 mm  
Low position:1900\*550\*260 mm  
Maximum Angle of the Back:60°  
Packing Size:1950\*620\*280mm  
G.W.:43kg, Load Bearing:≤159kg



**CODE:**  
TC9015  
**Product Name:**  
Automatic Loading Ambulance Stretcher  
**Specification:**  
Product Size (L x W x H):  
High Position:196 x 55 x 86cm  
Low Position:196 x 55 x 25cm  
Carton Size(1pc/carton):198 x 64 x 26cm  
Load bearing: 159kg,N.W.:34kg G.W.:40kg  
Maximum Angle of the Back:85°  
Load Bearing:≤159kg



**CODE:**  
TC9016  
**Product Name:**  
Aluminum Alloy Emergency Stretcher Trolley  
**Specification:**  
Product size(LxWxH):High position:190x55x88cm  
Low position:190x55x54cm  
Packing size:195x62x34cm  
Maximum back angle: 60°  
N.W.:35KGS,G.W.41KGS  
Load Bearing:≤159kg



**CODE:**  
TC9017  
**Product Name:**  
Stainless Steel Emergency Transfer Stretcher Trolley  
**Specification:**  
Product Size(L\*W\*H) :L1900\*W630\*H800mm  
Size of the castors :φ125cm  
Packing Size:195\*65\*35cm  
N.W.:35kg,G.W.:36kg  
Load Bearing:≤120kg



**CODE:**  
TC-HC01  
**Product Name:**  
Luxury Operation Transfer Stretcher Cart  
**Specification:**  
Size: L3650\*W640\*640-970mm





**CODE:**  
TC-HC02

**Product Name:**  
Manual Patient Transfer Stretcher

**Specification:**  
Size:L1950\*W640\*H570/860mm



**CODE:**  
TC-HC03

**Product Name:**  
Hydraulic Patient Transfer Stretcher

**Specification:**  
Size:L1950\*W640\*H550/870mm



**CODE:**  
TC9018

**Product Name:**  
Extendible Scoop Stretcher


**Specification:**  
Max Size(LxWxH):224x44x8cm  
Min Size(LxWxH):124x44x8cm folded  
N.W.9KGS,G.W.11KGS  
Load Bearing:≤159kg  
Dimension of packing:127x45x10cm



**CODE:**  
TC9019

**Product Name:**  
Traction Splint For Leg

**Specification:**  
For Adult size:136x22x18cm  
For Child size:118x18x17cm  
Packing:4pcs/ctn(Adult/child)  
N.W.:2KGS(Adult) 1.8kgs(Child)  
G.W.:10KGS(Adult) 9kgs(child)  
Dimension of packing:98X23X20cm(Adult),  
91x23x20cm(Child)



**CODE:**  
TC9020

**Product Name:**  
Spine Board

**Specification:**  
Product size (L x W x H):  
A:183 x 45 x 5cm,B:185x 46x6. 5cm,  
C:184x45x5.5cm  
Packing size (1pc/carton):  
A:185 x 47 x 7cm,B:187x48x8cm,  
C:186x47x8cm—C  
Load bearing: less than 159kgS



**CODE:**  
TC9021

**Product Name:**  
Patient Transfer

**Specification:**  
Size(L×W×H)173.5×49×14cm  
Folding Size(L×W×H) 87×49×28cm  
Load bearings≤159kg  
Net weight 6.1kg  
Gross weight 7.1kg



**CODE:**  
TC9022

**Product Name:**  
Extrication Device

**Specification:**  
Color: Green, Black, Green, etc.  
Adult:82x71cm, Child:59x64cm,  
N.W.:3kgs(Adult),2kgs(Child)  
Pacing Size (2pcs):86x26x19cm  
Cervical Collar



**CODE:**  
TC9023

**Product Name:**  
Cervical Collar

**Specification:**  
A:Simple  
B: 4 position adjustable  
C:soft foam



**CODE:**  
TC9024

**Product Name:**  
Head Immobilizer

**Specification:**  
Product Sizes: Padding : 40 cm x 25 cm x16cm  
Two head blocks: on the side: 13.8cm,  
On the bottom: 9cm, on the top: 5.2 cm,  
External diameter of the hole: 6 cm.  
Packing size (L x W x H): 41x 27x 20cm  
N.W.: 1kg G.W.: 1.5kg



**CODE:**  
TC9024-1

**Product Name:**  
Vacuum Mattress

**Specification:**  
Type:Adult,Child Use  
Shape:With Or Without Head Immobilizer



**CODE:**  
TC9025

**Product Name:**  
CPR Board

**Specification:**  
Product Size(LxWxH):64x43x8cm  
N.W.:1.5kgs  
Packing Size(L x W x H):66x44x9cm



**CODE:**  
TC9026

**Product Name:**  
Body Bag For Cadaver

**Specification:**  
Material: PVC ,PP+PE etc  
Color: White,Black etc  
Size:50x110cm,90x220cm etc  
Thickness:0.1cm,0.17cm etc  
With Or Without Handle



**TC-IE15**  
Fifteen Channels Digital  
Electrocardiograph



**TC-IE101**  
Single Channel Digital  
Electrocardiograph



**TC-IE300**  
Three Channels Digital  
Electrocardiograph



**TC-IE6**  
Six Channels Digital  
Electrocardiograph



**TC-IE12A**  
Twelve Channels Digital  
Electrocardiograph



**TC-1210**  
Twelve Channels Digital  
Electrocardiograph



**TC9027B**  
Multi-Functional Accompany Chair  
Size: L620\*W610\*H420-950mm  
N.W.:22.5KGS



**TC9027C**  
Multi-Functional Accompany Chair  
Size: L620\*W610\*H420mm  
N.W.:22 KGS



**TC9028**  
Luxury Transfusion Chair  
Size:L700-1600\*W750\*H450-1080mm  
N.W.:21.5KGS



**TC9029**  
Blood Collection Chair  
Size(LxWxH):1650x950x1700mm



**TC9030**  
Treat-Waiting Chair  
Size(LxWxH):186X70X78cm—3seats



**TC9031**  
One Layer Footstool  
A:Stainless steel  
Size(LxHxW):40x30x20cm  
B:Powder Coated steel  
Size(LxHxW): 45x30x20cm  
C:Stainless steel  
Size(LxHxW):40x10x25cm



**TC9032**  
Two layers Footstool  
A:Stainless Steel  
Size(LxHxW):40x30x36cm  
B:Stainless Steel  
Size(LxHxW):46x41x43cm  
C:Stainless Steel  
Size(LxHxW): 55x30x40cm



**TC9033**  
Nurse Chair  
A:size Ø550xH480-650mm  
B:size Ø500xH450-700mm  
C:size Ø380xH450-600mm  
D:size Ø360xH450-600mm



**TC9034**  
Folding Hospital Screen  
S:Two Folding  
M:Three folding  
L: Four Folding



**TC9035**  
Stainless Steel Hickey Cabinet  
Size:900x400x1750mm



**TC9036**  
Stainless Steel Medicine Cabinet  
Size:900x500/400x1750mm



**TC9037**  
Stainless Steel Anesthesia Trolley  
Size(LxWxH):600x400x850mm



**TC9038**  
Stainless Steel Emergency Trolley  
Size(LxWxH):700x400x850mm



**TC9039**  
Stainless Steel Emergency Trolley  
Size(LxWxH):700x400x850mm



**TC9040**  
Stainless Steel Treatment Trolley  
With Two Layers  
Size(LxWxH):850x500x900m



**TC9041**  
Stainless Steel Treatment Trolley  
With Two Layers  
Size(LxWxH):850x500x900mm



**TC9042**  
Stainless Steel Treatment Trolley  
With Three Layers  
Size(LxWxH):850x500x900mm



**TC9043**  
Stainless Steel Treatment Trolley  
With One Drawer  
Size(LxWxH):600x360x850mm



**TC9044**  
Stainless Steel Treatment Trolley  
With Two Drawers  
Size(LxWxH):650x450x900mm



**TC9045**  
Stainless Steel Treatment Trolley  
With One Drawers  
Size(LxWxH):700x450x900mm



**TC9046**  
Stainless Steel Fan Shap Instrument  
Trolley With Two Layers  
Size(LxWxH):1500x640x880mm



**TC9047**  
Stainless Steel Thermos Trolley  
Size: (LxWxH):650x500x1000mm  
For 24bottles



**TC9048**  
Stainless Steel Laundry Trolley  
Size: 450xH750mm



**TC9049**  
Stainless Steel Laundry Trolley  
Size(LxWxH):700x500x900mm



**TC9050**  
Laundry Trolley  
Size(LxWxH):988x541x936mm



**TC9051**  
Laundry Trolley  
Size(LxWxH):1180x570x936mm



**TC9052**  
Waste Collecting Trolley  
Size(LxWxH):588X420X890mm



**TC9053**  
Waste Collecting Trolley  
Size(LxWxH):800x590x890mm



**TC9054**  
Stainless Steel Treatment Trolley  
Size(LxWxH):380x450x920mm



**TC9055**  
Stainless Steel Double Arm  
Lifter Tray Stand  
Size(LxWxH):740x500x990mm



**TC9056**  
Utility Trolley  
Size(LxWxH):540x366x830mm



**TC9057**  
Utility Trolley  
Size(LxWxH):640x460x900mm



**TC9058**  
Utility Trolley  
Size(LxWxH):540x366x880mm



**TC9059**  
Utility Trolley With Two Drawers  
Size(LxWxH):640x460x900mm



**TC9060**  
Utility Trolley With One Drawers  
Size(LxWxH):540x366x900mm



**TC9061**  
Clinical Trolley  
Size(LxWxH):850x520x950mm



**TC9062**  
Clinical Trolley  
Size(LxWxH):720x470x920mm



**TC9063**  
Clinical Trolley  
Size(LxWxH):625x475x920mm



**TC9064**  
Clinical Trolley  
Size(LxWxH):930x450x920mm



**TC9065**  
Nursing Trolley  
Size(LxWxH):720x470x920mm



**TC9066**  
Nursing Trolley  
Size(LxWxH):850x520x950mm



**TC9067**  
Anesthesia Trolley  
Size(LxWxH):560x495x980mm



**TC9068**  
Anesthesia Trolley  
Size(LxWxH):720x470x920mm



**TC9069**  
Anesthesia Trolley  
Size(LxWxH):850x520x950mm



**TC9070**  
Anesthesia Trolley  
Size(LxWxH):720x470x920mm



**TC9071**  
Medicine Trolley  
Size(LxWxH):720x470x920mm



**TC9072**  
Medicine Trolley  
Size(LxWxH):625x475x920mm



**TC9073**  
Double Sides Medicine Trolley  
Size(LxWxH):850x520x950mm



**TC9074**  
IV-Treatment Trolley  
Size(LxWxH):930x450x920mm



**TC9075**  
Emergency Trolley  
Size(LxWxH):620x355x880mm



**TC9076**  
Emergency Trolley  
Size(LxWxH):560x495x1500mm



**TC9077**  
Emergency Trolley  
Size(LxWxH):850x520x950mm



**TC9078**  
Emergency Trolley  
Size(LxWxH):850x520x950mm



**TC-B001**  
Bedside Cabinet  
Size:450x470x780mm  
Material:ABS



**TC-B002**  
Bedside Cabinet  
Size:450x470x780mm  
Material: Frame-Plastic Steel,  
Other-ABS



**TC-B003**  
Bedside Cabinet  
Size:475x470x750mm  
Material:ABS



**TC-B004**  
Bedside Cabinet  
Size:475x470x760mm  
Material:ABS



**TC-B005**  
Bedside Cabinet  
Size:475x470x750mm  
Material:ABS



**TC-B006**  
Bedside Cabinet  
Size:475x470x880mm  
Material:ABS



**TC-B007**  
Bedside Cabinet  
Size:500x510x710mm  
Material:Frame-Plastic Steel,  
Others-ABS




**TC-B008**  
Bedside Cabinet  
Size:475x470x750mm  
Material:surface board-ABS,  
Others-Plastic Steel



**TC-B009**  
Bedside Cabinet  
Size:520x480x740mm  
Material:Aluminum+density board



**TC-B010**  
Bedside Cabinet  
Size:495x423x800mm  
Material:Steel+ density board



Medical Seat Cushion



**TC-KA01**  
Medical Air Cushion  
With Air Pump



**TC-KA02**  
Medical Air Cushion  
With Air Pump



**TC-KA03**  
Medical Mattress  
Single Crank Use  
Double Crank Use etc  
Three Crank Use etc



**TC560**  
Overbed Table  
L:88cm W:40cm H:73-125cm



**TC562**  
Overbed Table  
L:77cm W:40cm H:72-113cm



**TC5621**  
Overbed Table  
L:78cm W:40cm H:79-105cm



**TC5622**  
Overbed Table  
L:92cm W:54cm H:94-106cm



**TC5624**  
Overbed Table  
Packing:840\*520\*140(mm)



**TC9080**  
ECG Chest Electrode  
Material: Nonwoven Or Foam  
Use: Infant, Adult



**TC9081**  
Disposble Elestrsurgical Pad  
Type: Monopolar  
Size: 150mm\*90mm, 210mm\*100mm  
180mm\*135mm



**TC9082**  
Ultrasound Gel  
Capacity: 100ml, 250ml, 5L etc  
Color: Transparent/White, Blue Color



**TC9083**  
A: concentrated Developer Liquid  
B: concentrated Fixer Liquid  
High tempertre; capacity: 20L, 2x20L etc



**TC9084**  
A: X-ray Developer powder  
B: X-ray Fixer Powder  
Capacity: 20L, 2x20L etc



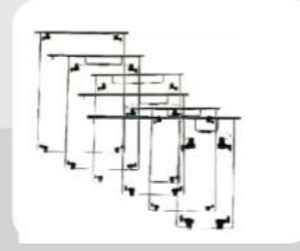
**TC-FA01**  
X-ray Observation Lamp  
Single: (428x348)mm<sup>2</sup>  
Double (428x698)mm<sup>2</sup>  
Triple (428x1048)mm<sup>2</sup>



**TC-FC01**  
Intensifying Screen  
Size: 5"x7", 8"x10", 12"x10", 14"x14" etc  
Color: Blue, Green Sensitive  
Speed: Medium, High



**TC-XF01**  
X-ray Film  
Sensitive: Blue, Green  
Size: 35x35cm, 35x43cm, 30x40cm,  
15x40cm, 24x30cm, 18x24cm etc



**TC-FE01**  
X-ray Film Developing Hanger  
Size: 5"x7", 8"x10", 10"x12", 11"x14" etc



**TC-FG01**  
General Type Eyesight Lamp Box  
**TC-FG02**  
Luxury Aluminum Eyesight Lamp Box  
Both Size: 1000x160x37mm



**TC-FF01**  
X-Ray Film Cassette  
with or without window  
size: 5"x7", 8"x10", 10"x12", 14"x14" etc



**TC-FA05**  
Standing X-Ray Film Cassette Shelf



**TC661B**  
Stool Pan



**TC662B**  
Urine Bottle,  
Male Use



**TC663B**  
Urine Bottle,  
Male/Female Use



**TC8141**  
Raised Toilet Seat



**TC664B**  
Urine Bottle,  
Male/Female Use



**TC665B**  
Urine Bottle,  
Male Use



**TC669B**  
Raised Toilet Seat



**TC8142**  
Raised Toilet Seat



**TC514**  
I.V. Set

**TC515**  
I.V. Set

**TC516**  
I.V. Set

**TC517**  
I.V. Set

**TC518**  
I.V. Set



**TC513A/B**  
Bed Backrest



**Code:**  
TC-KD002  
**Product Name:**  
Soft Vertebrae Tractor



**Code:**  
TC-KD004  
**Product Name:**  
Ultraviolet Lamp Trolley



**Code:**  
TC9079  
**Product Name:**  
ECG Paper Roll/Book

Specification/Code	TC-L751	TC-L751II	TC-01L-1	TC-01L-II-1
Illumination(Lx) at distance of 1m	>12,000	>20,000	>12,000	>25,000
Color temperature(K)	3000±500	3500±500	3000±500	3000±500
Main Voltage(AC)	220V±22V,50Hz±1Hz			
Rated voltage of bulb(AC)	24V	24V	24V	24V
Rated Power Of Bulb(W)	25	50	25	50
Input Power	30	60	30	60
Light	Halogen Bulb	Halogen Bulb	Cold light Source	Tungsten Halogen bulb

Specification/Code	TC2000-3II	TC-05L.III	TC-500II	TC-ZC0803
Illumination(Lx) at distance of 1m	≥40000	≥60000	≥95000	≥10000
Color temperature(K)	4300±200	4000±500	4200±500	3000-6000
Main Voltage(AC)	220V±22V,50Hz±1Hz			
Rated voltage of bulb(AC)	24V	24V	24V	
Rated Power Of Bulb(W)	25	25	100	
Input Power	30		150	3VA

Specification/Code	TC-04L-I	TC-500II-1	TC-LED-MDT61I
Illumination(Lx) at distance of 1m	>60,000	>95000	>160,000
Color temperature(K)	4000±500	4200±500	6000
Main Voltage(AC)	220V±22V,50Hz±1Hz		
Rated voltage of bulb(AC)	24V	24V	100-240V
Rated Power Of Bulb(W)	25	100	200
Input Power	30	150	
Light	Halogen Bulb		

Specification/Code	TC-05L-1	TC-09L-1	TC-12L-1	TC-600III	TC-600-600III
Illumination(Lx) at distance of 1m	>60,000	>100,000	>100,000	>105,000	>105,000
Color temperature(K)	4000±500	4000±500	4000±500	4300±500	4300±500
Main Voltage(AC)	220V±22V,50Hz±1Hz				
Rated voltage of bulb(AC)	24V	24V	24V	24V	24V
Rated Power Of Bulb(W)	25	25	25	120	120
Input Power	30	30	30		
Light	Halogen Bulb	Halogen Bulb	Cold light Source	Tungsten Halogen bulb	Tungsten Halogen bulb

MODEL	TC-LED600I	TC-LED600II	TC-LED7060
POWER SUPPLY	A.C.220 V 50 Hz		
INPUT POWER	55VA	110VA	60VA
Color temperature (K)	3000k ~ 6000k		
Illumination Of Main Light (lx)	80000-160000	80000-160000	100000-160000
Illumination Of Side Lamp(lx)	---	80000-160000	80000-160000
Spot Diameter of Main Light d10(mm)	130mm	130mm	150mm
Spot Diameter of Side Lamp d10(mm)	---	---	130mm
Spot Diameter of Main Light d50(mm)	75mm	75mm	85mm
Spot Diameter of Side Lamp d50(mm)	---	---	75mm
SHADOWLESS EFFECT THE SINGLE COVER RATE (lx)	> 35%(28000-56000)	> 35%(28000-56000)	> 35%(35000-56000)
DOUBLE RATE COVER PLATE (lx)	---	---	> 35%(28000-56000)
*BULB POWER(LED)	3V-3.4V/3W		
BEAM DEPTH	≥600mm		
COLOR RENDERING INDEX(Ra)	85 ~ 100		
MAXIMUM LASER OUTPUT	5.3mW		

**Code:**  
TC-H003-C  
**Product Name:**  
Portable Electrical Suction Device

**Specification**  
Main Voltage:AC200V/50Hz;  
Pump Structure: Oil-free pump;  
Air Pumping efficiency:≥18L/min  
Negative Pressure:≥0.075MPa  
Reservoir Capacity: 1000ml  
Noise Level:≤55dB  
Input Power:90VA



**Code:**  
TC-DFX-23A  
**Product Name:**  
Portable Electrical Suction Device

**Specification**  
Main Voltage:AC200V/50Hz;  
Pump Structure: Oil-free pump;  
Air Pumping efficiency:≥10L/min  
Negative Pressure:≥0.07MPa  
Reservoir Capacity: 1000ml  
Adjustment range of negative pressure:0.01-0.07MPa  
Noise Level:≤45dB  
Input Power:150VA





**Code:**  
TC-DFX-23AII

**Product Name:**  
Portable Electrical Suction Device

**Specification:**  
Main voltage: AC220V/50Hz;  
Pump Structure: Oil-free pump  
Air Pumping efficiency:  $\geq 18L/min$   
Negative Pressure:  $\geq 0.075MPa$   
Reservoir Capacity: 1000ml  
Adjustment range of negative pressure: 0.01-0.17MPa  
Noise Level:  $\leq 45dB$   
Input Power: 90VA



**Code:**  
TC-DFX-23BI

**Product Name:**  
Portable Electrical Suction Device

**Specification:**  
Main Voltage: AC220V/50Hz;  
Pump Structure: Oil-free pump  
Air Pumping efficiency:  $\geq 25L/min$   
Negative Pressure:  $\geq 0.09MPa$   
Reservoir Capacity: 1000mlx2  
Adjustment range of negative pressure: 0.013-0.09MPa  
Noise Level:  $\leq 55dB$   
Input Power: 150VA



**Code:**  
TC-DFX-23BII

**Product Name:**  
Portable Electrical Suction Device

**Specification:**  
Main Voltage: AC220V/50Hz;  
Pump Structure: Oil-free pump  
Air Pumping efficiency:  $\geq 20L/min$   
Negative Pressure:  $\geq 0.09MPa$   
Reservoir Capacity: 1000ml1  
Adjustment range of negative pressure: 0.013-0.09MPa  
Noise Level:  $\leq 55dB$   
Input Power: 150VA



**Code:**  
TC-DFX-23CI

**Product Name:**  
Electrical Suction Device

**Specification:**  
Main Voltage: AC220V/50Hz;  
Pump Structure: film type pump;  
Air Pumping efficiency:  $\geq 25L/min$   
Negative Pressure:  $\geq 0.09MPa$   
Reservoir Capacity: 2500mlx2  
Adjustment range of negative pressure: 0.013-0.09MPa  
Noise Level:  $\leq 55dB$   
Input Power: 450VA



**Code:**  
TC-DFX-23CIV

**Product Name:**  
Electrical Gynaecological Suction Device

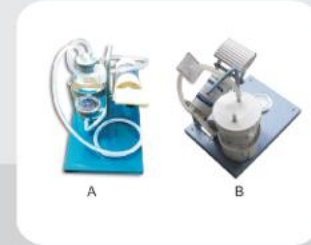
**Specification:**  
Main Voltage: AC220V/50Hz;  
Pump Structure: Oil-film type pump;  
Air Pumping efficiency:  $\geq 25L/min$   
Negative Pressure:  $\geq 0.09MPa$   
Reservoir Capacity: 1000mlx2  
Adjustment range of negative pressure: 0.013-0.09MPa  
Noise Level:  $\leq 55dB$   
Input Power: 150VA



**Code:**  
TC-DFX-23DI

**Product Name:**  
Electrical Suction Device

**Specification:**  
Main Voltage: AC220V/50Hz;  
Pump Structure: film type pump;  
Air Pumping efficiency:  $\geq 25L/min$   
Negative Pressure:  $\geq 0.09MPa$   
Reservoir Capacity: 2500mlx2  
Adjustment range of negative pressure: 0.013-0.09MPa  
Noise Level:  $\leq 55dB$   
Input Power: 450VA



**Code:**  
TC-DFX-JA/B

**Product Name:**  
Foot Pedal Suction Device

**Specification:**  
Negative Pressure:  $\geq 0.08MPa$   
Closed:  $\leq 0.005MPa/10min$   
Reservoir Capacity: 1000ml



**Code:**  
TC-DFX-XWA

**Product Name:**  
Stomach Cleaning Machine

**Specification:**  
Main Voltage: AC220V/50Hz;  
Structure of Pump: Impulse Pump  
Flow rate:  $\geq 2L/min$  for Suction  
 $\geq 2L/min$  for Suction  
Sputum vessel: 5000ml x 2  
Mode of stomach cleaning: Manual&Auto  
(Auto-suction time adjustable)  
Noise Level:  $\leq 55dB$   
Input Power: 100VA $\pm 25\%$



**Code:**  
TC-DFX-III

**Product Name:**  
Low Negative Pressure Suction Apparatus

**Specification:**  
Main Voltage: AC220V/50Hz;  
Pump Structure: Electromagnetic pump  
Flow rate:  $\geq 800ml/min$   
Negative Pressure:  $\geq 16KPa$   
Reservoir Capacity: 1000ml  
Noise Level:  $\leq 30dB$   
Input Power: 18VA



**Code:**  
TC-Y007

**Product Name:**  
Oxygen Concentrator

**Specification:**  
Main Voltage: AC220V/50Hz;  
Oxygen Flux: 1-5L/min  
Oxygen Density:  $\geq 90\%$   
Output pressure: 0.02-0.07MPa  
Automization efficiency:  $\geq 0.2ml/min$   
Input Power: 450VA  
Noise Level:  $\leq 60dB$   
With or Without Spray



**Code:**  
TC-GLQ-2

**Product Name:**  
Blue-ray therapy Machine For Newborn

**Specification:**  
The light box consists of four blue -ray lamp tubes  
The light box can be adjusted in horizontal angulation 0°, 30°, 60°  
The support arm can be regulated  
The wavelength of the blue-ray: 400-500NM  
The irradiation power of the blue-ray :  $\geq 500UM/M^2$



**Code:**  
TC-5GB

**Product Name:**  
Infant Incubator

**Specification:**  
Box & skin temperature controlled by computer  
Separately display set: box & skin temperature  
High Temperature setting:  $> 37.0$ ; Noise inside:  $< 60dB$   
Temperature fluctuation in the range:  $< 0.5DEGC$ ;  
Bed surface temperature deviation  $< 1.5C$   
Heating time (increased by  $11^{\circ}C$ )  $\leq 45min$   
RS-232 Connector: Self-test alarm and acousto-optic prompt of over-heating  
Deviation, circulation sensor power outage, Protection railing  
Optional blue-ray therapeutic apparatus



**Code:**  
TC-6GB

**Product Name:**  
Infant Incubator

**Specification:**  
Separately display set: box & skin temperature  
High Temperature setting: > 37.0;  
Noise inside: < 60dB  
Temperature fluctuation in the range: < 0.5DEGC;  
Bed surface temperature deviation < 1.5C  
Heating time (increased by 11 °C) ≤ 45min  
RS-232 Connector: Self-test alarm and acousto-optic prompt of over-heating  
Deviation, circulation sensor power outage, Protection railing  
Optional blue-ray therapeutic apparatus



**Code:**  
TC-FXQ-4

**Product Name:**  
Infant Radiant Warmer

**Specification:**  
Preheating, manual control and Skin-tempt mode  
Computer temperature control servo, far-infrared radiation heater  
Radiation head that can be adjusted in horizontal angulation from 0°C-90°C  
Tempt setting and skin tempt display separately  
RS-232 joint  
Display timer of APGAR score with Acousto-optic prompt and continuous timekeeping  
Infinitely adjustable baby bed tilt, Lucite baffle thickened for safety, which can be turned downwaed  
Organic daffle turn down and thicken for safety increasing.  
Baby beb may be placed under X-ray film box  
Over temperature, sensor fail alarm, deviation power off, self checking function.  
Optional new temperature control instrument  
The exclusive detection through the national three levels of sound and light alarm safety system.  
Import LED blue-ray light equipment is optional.



**Code:**  
TC-2000G

**Product Name:**  
Infant Incubator

**Specification:**  
Box & skin temperature controlled by computer, panel with backlight display  
Separately display set: box & skin temperature  
High Temperature setting: > 37.0;  
Noise inside: < 60dB  
Temperature fluctuation in the range: < 0.5DEGC, Bed surface temperature deviation < 1.5C  
Heating time (increased by 11 °C) ≤ 45min  
Self-test alarm and acousto-optic prompt of over-heating, deviation, circulation sensor power outage  
RS-232 Connector: Double thermostatic cover infinitely adjustable baby bed title, Protection railing  
Optional blue-ray therapeutic apparatus



**Code:**  
TC-FXQ-4A

**Product Name:**  
Infant Radiant Warmer

**Specification:**  
Preheating, manual control and Skin-tempt mode  
Computer temperature control servo, far-infrared radiation heater  
Radiation head that can be adjusted in horizontal angulation from 0°C-90°C  
Tempt setting and skin tempt display separately  
RS-232 joint  
Display timer of APGAR score with Acousto-optic prompt and continuous timekeeping  
Infinitely adjustable baby bed tilt, Lucite baffle thickened for safety, which can be turned downwaed  
Organic daffle turn down and thicken for safety increasing.  
Baby beb may be placed under X-ray film box  
Over temperature, sensor fail alarm, deviation power off, self checking function.  
Optional new temperature control instrument  
The exclusive detection through the national three levels of sound and light alarm safety system.  
Import LED blue-ray light equipment is optional.  
with warming prompt for overheating and sensor fault  
Big bed convenient for operation  
Increase two tray, on which other equipment  
Cylindrical trilby  
Elevating chassis  
Optional new temperature control instrument  
The exclusive detection through the national three levels of sound and light alarm safety system.  
Import LED blue-ray light equipment is optional.  
Optional oxygen device, low pressure suction device, AMBU the fixed shelf for infant head mask



**Code:**  
TC-900

**Product Name:**  
Patient Monitor



**Code:**  
TC-900S

**Product Name:**  
Patient Monitor



**Code:**  
TC-IM7

**Product Name:**  
Portable Patient Monitor



**Code:**  
TC-IM8

**Product Name:**  
Portable Patient Monitor



**Code:**  
TC-IM15

**Product Name:**  
Portable Monitor



**Code:**  
TC-IC90

**Product Name:**  
Fetal & Maternal Monitor



**Code:**  
TC-IC60

**Product Name:**  
Fetal & Maternal Monitor



**Code:**  
TC-IP12

**Product Name:**  
Infusion Pump



**Code:**  
TC-IP21

**Product Name:**  
Infusion Pump



**Code:**  
TC9085A

**Product Name:**  
Medical Electric Saw & Drill System



**Code:**  
TC9085B

**Product Name:**  
Medical Electric Reciprocating Saw



**Code:**  
TC9085C

**Product Name:**  
Medical Electric Drill



**Code:**  
TC-BP12

**Product Name:**  
Handheld Pulse Oximeter

**Specification:**  
High resolution LCD display of SpO2, PR, Pulse Bar, PI & Plethysmogram; (B type: M/O PI & Plethysmogram) Real-time store and recall SpO2 and PR value; Up to 70 hours of oximetry data storage (Record data once every 1/2/4/8 seconds); Data record can be uploaded to PC; Oximeter data manager software is available; Audible & visible alarm function; AC/DC adapter options;



**Code:**  
TC-FPX-35

**Product Name:**  
Finger Pulse Oximeter

**Specification:**  
Reliable accuracy and durability  
Two Color OLED Display, four display modes.  
4-Direction Display adjustable.  
Low voltage indicator, Real-time spot-checks.  
Low power consumption, 50 hours continuous to work.  
Low Perfusion  $\leq 0.4\%$   
Automatic power off when no signal  
Small and light weight, convenient to carry  
Widely used in hospital, home healthcare, oxygen bar, community medical centre, alpine area, sports healthcare etc.



**Code:**  
TC-BF600+

**Product Name:**  
Doppler Fetal Heart Rate Detector

**Specification:**  
Input Power:  $\leq 20\text{VA}$   
Power: 14.4V rechargeable batteries  
Operating temperature:  $10^{\circ}\text{C} - 40^{\circ}\text{C}$   
Ultrasonic frequency: 2.0MHz/5.0MHz,  $\pm 10\%$   
Ultrasonic intensity:  $\leq 10\text{mW/cm}^2$   
Dimensions: 34cm(L) x 25cm(W) x 17cm(H)  
Net weight: 1kg  
Gross weight: 2.6kg



**Code:**  
TC-JB100B

**Product Name:**  
Fetak Doppler

**Specification:**  
Display: LCD Screen  
Performance: FHR Value, Volume, Battery Status, Wave Form  
FHR Measurement Range: 50-210 bpm  
Measuring Mode: Real-time  
Ultrasound Frequency: 2.5MHz (3.0MHz optional)  
Dimension: 128.5 x 91.5 x 37.5 (mm)  
Backlight and Speaker:  
Backlight, Adjustable Volume



**Code:**  
TC-FM801

**Product Name:**  
Fetal Monitor

**Specification:**  
Foldable 5.7" LCD screen, digital and diagram display of FHR and TOCO; TOCO automatic and manual zero, auto fetal movement detection; Auto thermal print head over-heating protection; 13-wafer pulse ultrasonic probe, with unique heart rate algorithm, provide accurate FHR; Rechargeable li-ion battery ensure continuous monitoring even while power failure; Internal memory storage patient information; Database analysis central monitoring system by TCP/IP network connection; Optional for twins use.



**Code:**  
TC-AED7000

**Product Name:**  
Difibrillator

**Specification:**  
Output: Biphasic Truncated exponential Energy Sequence: 150, 150, 200J  
Charge Time: 8 sec. To 150J  
10 sec. To 200J (New battery)  
Analysis Time: 9 sec.  
The maximum time from the initiation of rhythm analysis to readiness for discharge with a new battery. Less than 30 seconds  
The maximum time from the initiation of rhythm analysis to readiness for discharge after 6 shocks. Less than 35 seconds  
The maximum time from initially switching power on to readiness for discharge. Less than 25 seconds  
Audible Prompts: 20 audible prompts  
Visual Prompts: LED Prompts  
Controls: Two buttons-On/Off, Shock  
Output Energy Accuracy:  $\pm 15\%$  into any impedance from 25 to 175 $\Omega$   
Output disabled when the patient impedance is outside limits: 20 $\Omega$  to 200 $\Omega$ -condensing)



**Code:**  
TC-BD-310

**Product Name:**  
Syringe Destroyer



**Code:**  
TC-BFW-1000+

**Product Name:**  
Fluid/Blood Infusion Warmer



**Code:**  
TC-CPM1C

**Product Name:**  
Mechanical Type Lower Limb CPM

**Specification:**  
Work on knee joints



**Code:**  
TC-CPM2E

**Product Name:**  
Child Use Lower Limb CPM

**Specification:**  
Work on knee joints



**Code:**  
TC-CPM3E

**Product Name:**  
Shoulder Joint CPM

**Specification:**  
Work on shoulder joint



**Code:**  
TC-CPM4E

**Product Name:**  
Shoulder and Elbow Joints CPM

**Specification:**  
Work on shoulder and Elbow joints



**Code:**  
TC-CPM5E

**Product Name:**  
Finger Joint CPM

**Specification:**  
Work on finger joint



**Code:**  
TC-CPM6E

**Product Name:**  
Wrist Joint CPM

**Specification:**  
Work on wrist joint, Adult use



**Code:**  
TC-CPM1F

**Product Name:**  
Lower Limb CPM

**Specification:**  
Work on knee joints



**Code:**  
TC-01ATD  
**Product Name:**  
Anesthesia Machine

**Specification**  
Model: Standard Model  
Material: ABS and Metal  
Flow Meter: Four glass tubes  
Vaporizer Slots: Single PA-1 type slot  
Display: LED  
Ventilation Mode: SIPPV, MANUAL  
Tidal Volume: Adjustment Range: 50~1500 mL,  
Display Range: 0~1500 mL  
Respiratory Frequency: 4-40 bpm  
I:E Ratio: 1:1.5~1:4.0  
Inspiratory Pressure Trigger: -1.0~1.0 kPa  
Vaporizer Concentration Ranges: 0~5%  
Alarm: Tidal volume, Airway pressure, Power failure,  
Oxygen failure, etc  
Backup Power Supply: Yes



**Code:**  
TC-02ATD  
**Product Name:**  
Anesthesia Machine

**Specification**  
Model: Standard Model  
Material: ABS and Metal  
Flow Meter: Four glass tubes  
Vaporizer Slots: Single PA-1 type slot  
Display: 5.4 inch TFT display  
Ventilation Mode: IPPV, SIPPV, SIMV, MANUAL  
Tidal Volume: Adjustment Range: 50~1500 mL,  
Display Range: 0~1500 mL  
Flowmeter Range: O<sub>2</sub>: 1~10 L/min, N<sub>2</sub>O: 0.1-10 L/min  
Respiratory Frequency: 1-99 bpm  
IMV Frequency: 1-20 bpm  
I:E Ratio: 4:1~1:10  
Inspiratory Pressure Trigger: -1.0~1.0 kPa  
Vaporizer Concentration Ranges: 0~5%  
Alarm: Tidal volume, Airway pressure, Power failure,  
Oxygen failure, etc  
Backup Power Supply: Yes



**Code:**  
TC-PU-P151A  
**Product Name:**  
Diagnostic Ultrasound System

**Specification**  
Display: 15 inch LCD high-resolution screen

System: Linux+ARM+FPGA  
Element: 128  
Probe connector: 2  
Ports: S-Video, USB, Video, VGA, LAN, Foot Switch  
Battery Capacity: Large capacity lithium battery  
Image formats: JPG BMP FRM  
Available probe: convex array, linear array, micro-convex, trans-vaginal probe.  
Language: Chinese/English/Spanish/French/Russian/Germany/Czech etc.



**Code:**  
TC-Revo-T1  
**Product Name:**  
Diagnostic Ultrasound System

**Specification**  
Display: 21 inches high resolution LED Monitor

Monitor: 21 Screen  
Plane Wave Beam Former: 16  
Scan Type: Normal, Composite, Extended  
Resolution: 1080\*768  
Scanning speed: 50-400  
RAM: 4G  
Hard Disk: 128G  
Video Memory: ≥128 MB  
Video Format: WMV, Mp4  
Image Format: BMP, JPG, PNG, TIFF, DICOM  
Mode: B/2B/4B/BM/M/CM/CF/PW/PDI/DPDI/TDI/CW



**Code:**  
TC-W-T2008-B  
**Product Name:**  
Haemodialysis Machine

**Specification**  
Display: 10.4 inch TFT display  
Material: ABS and Metal

Ventilation Mode: Ippv, Sippv, Imv, Simv, Manual  
Tidal Volume: adjustment Range: 50~1500 MI,  
Minute Volume: ≥18 L/min.  
Output Gas Oxygen Concentration: 40%-100%  
Respiratory Frequency: 1-99 Bpm  
Simv Frequency: 1-20bpm  
I:e Ratio: 4:1~1:4  
Inspiratory Pressure Trigger: -1.0~1.0 Kpa  
Peep Range: 1~1 kpa  
Alarm: Tidal Volume, Airway Pressure, Power Failure, Oxygen Failure, Etc  
Backup Power Supply: Yes



**Code:**  
TC-Defi-5s  
**Product Name:**  
Defibrillator Monitor

**Specification**  
Mode: Adult / Child  
Energy Sequence:  
Child Mode: 50/50/75 Joules  
Adult Mode: 150/150/200 Joules  
Voice Prompt: Extensive voice prompt  
Visual indicators: LED prompts  
Control: Two buttons: ON/OFF, Shock  
ECG storage: 1,500 events  
Data transmission: Infrared  
Power: Battery non-rechargeable  
Type: 12V, 2800mAh Li-MnO<sub>2</sub> Cell  
Size: 240\*300\*80mm  
Weight (with battery): 1.9Kg (4.2 Pounds)  
Operating Temperature: 0°C~40°C  
Operating Humidity: Relative humidity between 30% and 95% (non-condensing)  
Storage Temperature (without battery): -20°C ~ 55°C  
Storage Humidity (without battery): Up to 93% (non-condensing)  
Physical



**Code:**  
TC-HD-8000D  
**Product Name:**  
Defibrillator Monitor

**Specification**  
LCD Dimensions: 7-inch  
Type: High resolution true-color graphic  
Resolution: 480X234  
Power requirements:  
(a) AC Power supply: 100V~240V, 50Hz/60 HZ  
(b) Vehicle Voltage (Option): DC 12V  
ECG lead: I, II, III, AVR, AVL, AVF, V1~V6  
S-T segment analysis: -2.0~2.0mv  
Arrhythmia analysis: yes  
Protection: With stand 4000vAc/50Hz voltage in isolation and work against electro-surgical knife and defibrillation  
Respiration Measurement method: Thoracic impedance  
Standard parameter & configuration: ECG/RESP/DEFIBRILLATOR  
Defibrillator type: Manual, Synchronized, Asynchronized  
Energy accuracy: ≤+1%  
Charging time: Maximum 10 seconds to 360 Joules



**Code:**  
TC-CPH-2010  
**Product Name:**  
Breathing Machine

**Specification**  
Display: 5.7 inch Screen Size  
Power Input: 220 V(±10%), 50Hz(±2%) or 110V/60Hz  
Battery Back-Up: Internal Rechargeable Sealed Lead Acid, 12V (>4 Hours)  
Ventilation Mode: Ippv, Spont/Cpap, A/C, Simv, Manual  
Tidal Volume: 50~1500 MI,  
Breathing Rate: 4~100/min  
Output Gas Oxygen Concentration: 45%-100%  
I:e Ratio: 4:1~1:8  
Pipeline input Range: 280 kPa~600 kPa  
Inspiratory Duration: 0.2~6s  
Sigh times: 1~5 (Every 100 times)  
Inspiratory trigger sensitivity: Pressure Trigger: -2.0 kPa ~ 0 kPa  
Can be used in emergency department, department of gynaecology and obstetrics, ICU, transport, outdoor aid, per-hospital aid and beside the bed.



**Code:**  
TC-PA500  
**Product Name:**  
Breathing Machine

**Specification**  
Display: LED  
Material: ABS and Metal

Ventilation Mode: sippv, Manual  
Tidal Volume: adjustment Range: 50~1200 MI,  
Minute Volume: ≥8 L/min.  
Output Gas Oxygen Concentration: <50%  
Respiratory Frequency: 6-60 Bpm  
Imv Frequency: 1-12bpm  
I:e Ratio: 1:1.5~1:3.0  
Inspiratory Pressure Trigger: -0.4~1.0 Kpa  
Peep Range: 0.1~1 kpa  
Alarm: Tidal Volume, Airway Pressure, Power Failure, Oxygen Failure, Etc  
Backup Power Supply: Yes



**Code:**  
TC-PA 700B Sta  
**Product Name:**  
Breathing Machine

**Specification**  
Display: 10.4 inch TFT display  
Material: ABS and Metal

Ventilation Mode: Ippv, Sippv, Imv, Simv, Manual  
Tidal Volume: adjustment Range: 50~1500 MI,  
Minute Volume: ≥18 L/min.  
Output Gas Oxygen Concentration: 40%-100%  
Respiratory Frequency: 1-99 Bpm  
Simv Frequency: 1-20bpm  
I:e Ratio: 4:1~1:4  
Inspiratory Pressure Trigger: -1.0~1.0 Kpa  
Peep Range: 1~1 kpa  
Alarm: Tidal Volume, Airway Pressure, Power Failure, Oxygen Failure, Etc  
Backup Power Supply: Yes



**Code:**  
TC-T60  
**Product Name:**  
Breathing Machine

**Specification**  
Display: 12.1-Inch LCD touchscreen  
Material: ABS and Metal

Flat interface design with all operations and displays in selected languages.  
Two-step operation for all commands.  
Adjustable screen angle for multiple observation. Visual and audio alerts.  
The ventilator has a built-in electronic air-oxygen mixer, with an adjustable range of oxygen concentration from 21% to 100%, a maximum gas flow rate of 60L/min.  
Provide 72 hours trends analysis graphs, storage for at least 3000 logs and alarm information.